

REFERENCE

C	A	D	B	-	N	D	I	2	3	C	H	B	P	F7
1					2		3		4	5	6		7	

- 1 - **CADB-N/CADT-N**: Serie.
 2 - **D**: Standard range.
 DI: Range with built-in electric heater.
 DC: Range with built-in hot water coil.
 3 - Size.
 4 - Type of configuration A, B, C, D, E, F.
 5 - **H**: Horizontal version.
 V: Upright version.
 6 - **BP**: Version with bypass incorporated.
 7 - **F7**: Filters F7 for supply and extract air.

TECHNICAL CHARACTERISTICS

Models without heater

Model	Maximum airflow (m³/h)	Motor power (kW)	Maximum absorbed current (A)		Speed (rpm)	Protection (IP)	Efficiency* (%)	Sound pressure level at 3m** (dB(A))		
			230V 50Hz	230/400V 50Hz				Inlet	Outlet	Radiated
CADB-N D 05	500	2 x 0,29	2 x 1,32	-	2880	IP44	53	43	55	38
CADB-N D 08	890	2 x 0,3	2 x 1,38	-	2880	IP44	50	43	55	38
CADB-N D 12	1.420	2 x 0,373	2 x 2,75	-	1357	IP20	50	55	66	49
CADB-N D 18	2.000	2 x 0,373	2 x 2,75	-	1357	IP20	50	55,5	66,5	49,5
CADB-N D 23	2.400	2 x 0,55	2 x 4,44	-	1324	IP20	60	56	67	50
CADB-N D 30	3.350	2 x 0,55	2 x 4,4	-	1251	IP20	58	56,5	67,5	50
CADT-N D 45	4.600	2 x 1,5	-	2 x 10,1/5,8	1462	IP44	56	58	70	53
CADT-N D 55	5.400	2 x 1,5	-	2 x 10,1/5,8	1462	IP44	52	59	71	54
CADT-N D 80	8.350	2 x 2,2	-	2 x 8,8/5,1	913	IP55	56	61	72	55

* Values referring to the following conditions: Outdoor temperature -5°C, Indoor temperature +20°C and RH 50% / max. airflow.

** Sound pressure level in free field conditions.

Models with built in electric heater

Model	Max. airflow (m³/h)	Motor power (kW)	Maximum absorbed current (A)		Speed (rpm)	Protection (IP)	Efficiency* (%)	Sound pressure level at 3m** (dB(A))			Power electric heater (kW)	Nº Steps	Absorbed current electric heater*** (A)	Power electric heater (V)
			230V 50Hz	230/400V 50Hz				Inlet	Outlet	Radiated				
CADB-N DI 05	500	2 x 0,29	2 x 1,32	-	2880	IP44	53	43	55	38	2	1	Step 1 (2 kW): 8,70	230 1-phase
CADB-N DI 08	890	2 x 0,3	2 x 1,38	-	2880	IP44	50	43	55	38	3,5	2	Step 1 (2 kW): 8,70 Step 2 (1,5 kW): 6,52	230 1-phase
CADB-N DI 12	1.420	2 x 0,373	2 x 2,75	-	1357	IP20	50	55	66	49	3,5	2	Step 1 (2 kW): 8,70 Step 2 (1,5 kW): 6,52	230 1-phase
CADB-N DI 18	2.000	2 x 0,373	2 x 2,75	-	1357	IP20	50	55,5	66,5	49,5	6	2	Step 1 (3 kW): 7,50 Step 2 (3 kW): 7,50	400 2-phase
CADB-N DI 23	2.400	2 x 0,55	2 x 4,44	-	1324	IP20	60	56	67	50	6	2	Step 1 (3 kW): 7,50 Step 2 (3 kW): 7,50	400 2-phase
CADB-N DI 30	3.350	2 x 0,55	2 x 4,4	-	1251	IP20	58	56,5	67,5	50	9	2	Step 1 (4,5 kW): 6,52 Step 2 (4,5 kW): 6,52	400 3-phase
CADT-N DI 45	4.600	2 x 1,5	-	2 x 10,1/5,8	1462	IP44	56	58	70	53	10,5	2	Step 1 (6 kW): 8,70 Step 2 (4,5 kW): 6,52	400 3-phase
CADT-N DI 55	5.400	2 x 1,5	-	2 x 10,1/5,8	1462	IP44	52	59	71	54	12	2	Step 1 (6 kW): 8,70 Step 2 (6 kW): 8,70	400 3-phase
CADT-N DI 80	8.350	2 x 2,2	-	2 x 8,8/5,1	913	IP55	56	61	72	75	18	2	Step 1 (9 kW): 13,00 Step 2 (9 kW): 13,00	400 3-phase

* Values referring to the following conditions: Outdoor temperature -5°C, Indoor temperature +20°C and RH 50% / max. airflow.

** Sound pressure level in free field conditions.

*** In order to obtain the maximum absorbed current from the unit please add all single maximum absorbed currents (fans + steps of the electric heater).

Models with built in hot water coil (water 60/80°C)

Model	Maximum airflow (m³/h)	Motor power (kW)	Maximum absorbed current (A)		Speed (rpm)	Protection (IP)	Efficiency* (%)	Sound pressure level at 3m** (dB(A))			Thermal performance (kW) 80/60°C	Water flow (l/s)	Pressure drop water (kPa)
			230V 50Hz	230/400V 50Hz				Inlet	Outlet	Radiated			
			CADB-N DC 05	500									
CADB-N DC 08	890	2 x 0,3	2 x 1,38	-	2880	IP44	50	43	55	38	5,9	0,071	3,42
CADB-N DC 12	1.420	2 x 0,373	2 x 2,75	-	1357	IP20	50	55	66	49	8,9	0,106	3,76
CADB-N DC 18	2.000	2 x 0,373	2 x 2,75	-	1357	IP20	50	55,5	66,5	49,5	13,6	0,162	5
CADB-N DC 23	2.400	2 x 0,55	2 x 4,44	-	1324	IP20	60	56	67	50	16,6	0,199	3,55
CADB-N DC 30	3.350	2 x 0,55	2 x 4,4	-	1251	IP20	58	56,5	67,5	50	21,2	0,254	4,77
CADT-N DC 45	4.600	2 x 1,5	-	2 x 10,1/5,8	1462	IP44	56	58	70	53	30,5	0,365	4,97
CADT-N DC 55	5.400	2 x 1,5	-	2 x 10,1/5,8	1462	IP44	52	59	71	54	38,1	0,455	6,97
CADT-N DC 80	8.350	2 x 2,2	-	2 x 8,8/5,1	913	IP55	56	61	72	75	55,3	0,661	4,71

* Values referring to the following conditions: Outdoor temperature -5°C, Indoor temperature +20°C and RH 50% / max. airflow.

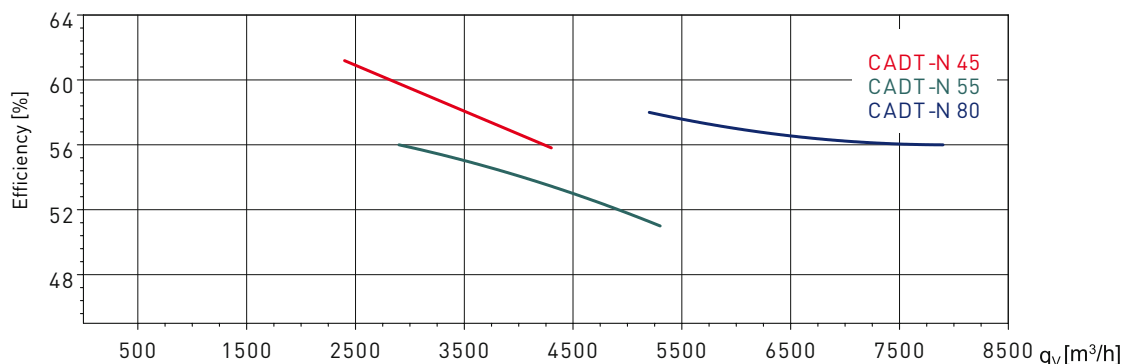
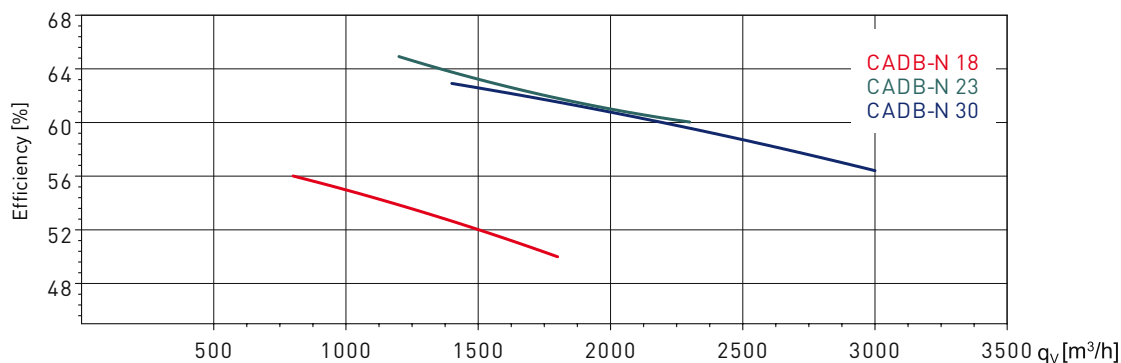
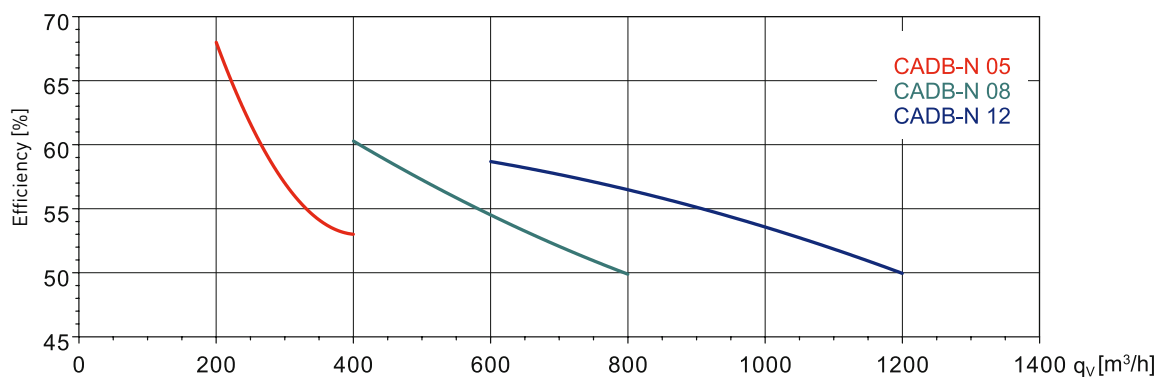
** Sound pressure level in free field conditions.

RECOVERY EFFICIENCY ACCORDING TO THE AIRFLOW

Values referring to the following conditions:

Outdoor temperature -5°C.

Indoor temperature +20°C, RH 50%.

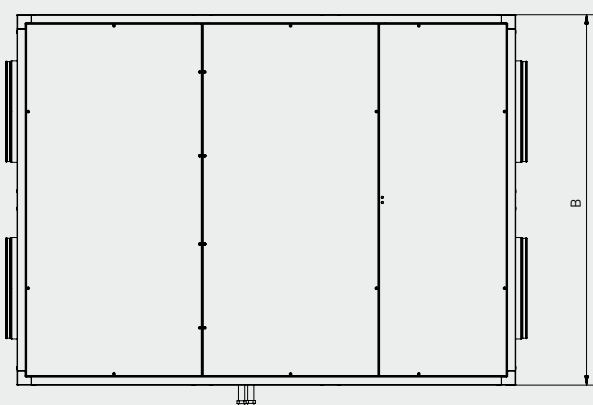
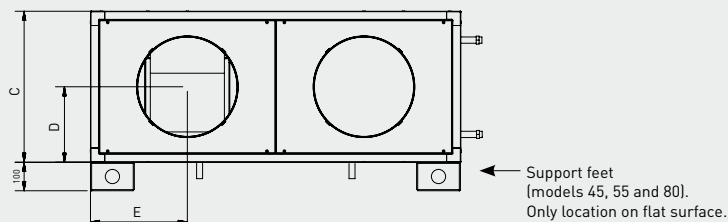
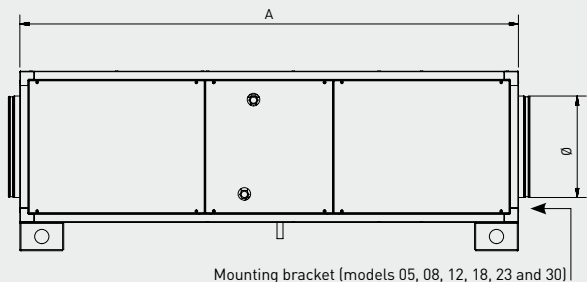


RECOVERY EFFICIENCY IN DEPENDENCE OF THE OUTDOOR TEMPERATURES

Model	Airflow m ³ /h	Indoor temperature		Outdoor temperature		Inlet air temperature (°C)	Minimum efficiency (%)	Thermal performance (kW)
		°C	H.R. %	°C	H.R. %			
CADB-D-N 05	490	20	50	-10	80	7	56	2,9
				-5	80	8	53	2,3
				0	70	11	53	1,8
				5	60	13	56	1,4
			60	-10	80	8	60	3,1
				-5	80	9	58	2,5
				0	70	11	56	1,9
				5	60	13	56	1,4
CADB-D-N 08	900	20	50	-10	80	5	52	4,8
				-5	80	8	50	3,8
				0	70	10	50	3,0
				5	60	13	53	2,3
			60	-10	80	7	55	5,1
				-5	80	9	55	4,1
				0	70	11	53	3,1
				5	60	13	53	2,3
CADB-D-N 12	1200	20	50	-10	80	6	52	7,1
				-5	80	8	50	7,6
				0	70	10	50	4,4
				5	60	13	53	3,4
			60	-10	80	7	55	7,6
				-5	80	9	55	6,1
				0	70	11	53	4,6
				5	60	13	53	3,4
CADB-D-N 18	1900	20	50	-10	80	5	51	10,3
				-5	80	7	50	8,2
				0	70	10	50	6,5
				5	60	13	52	5,0
			60	-10	80	6	55	11,0
				-5	80	9	54	8,9
				0	70	11	53	6,8
				5	60	13	52	5,0
CADB-D-N 23	2300	20	50	-10	80	8	62	15,9
				-5	80	10	60	12,7
				0	70	12	59	9,7
				5	60	14	59	7,2
			60	-10	80	10	66	17,0
				-5	80	11	64	13,6
				0	70	13	63	10,4
				5	60	14	61	7,5
CADB-D-N 30	3300	20	50	-10	80	8	59	19,8
				-5	80	9	58	15,8
				0	70	11	56	12,2
				5	60	13	57	9,0
			60	-10	80	9	63	21,3
				-5	80	10	62	17,0
				0	70	12	60	12,9
				5	60	14	59	9,3
CADT-D-N 45	4400	20	50	-10	80	7	58	28,7
				-5	80	9	56	22,8
				0	70	11	55	17,6
				5	60	13	55	13,0
			60	-10	80	9	62	30,7
				-5	80	10	60	24,6
				0	70	12	59	18,7
				5	60	14	57	13,5
CADT-D-N 55	5200	20	50	-10	80	6	53	31,5
				-5	80	8	52	25,1
				0	70	10	51	19,2
				5	60	13	51	14,2
			60	-10	80	7	57	33,9
				-5	80	9	56	27,0
				0	70	11	54	20,6
				5	60	13	53	14,8
CADT-D-N 80	8000	20	50	-10	80	7	56	50,8
				-5	80	9	56	41,5
				0	70	11	55	31,7
				5	60	14	57	24,4
			60	-10	80	8	60	54,1
				-5	80	10	60	44,2
				0	70	12	59	34,3
				5	60	14	57	24,4

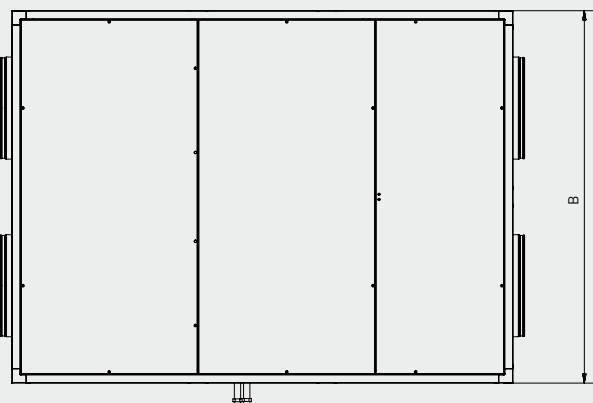
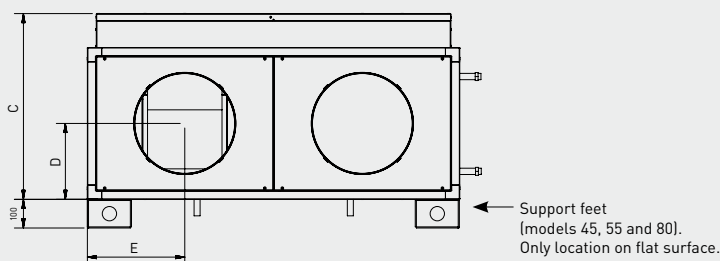
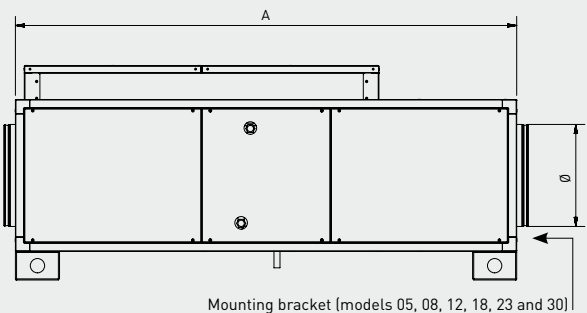
DIMENSIONS (mm)

VERSION DI and DC - Horizontal configuration (H)



Model	A	B	C	D	E	Ø	Weight (kg)
CADB-N DI/DC 05 H	975	650	360	180	178	200	67
CADB-N DI/DC 08 H	1150	850	360	180	228	250	93
CADB-N DI/DC 12 H	1500	1050	500	250	278	315	152
CADB-N DI/DC 18 H	1600	1150	500	250	303	355	174
CADB-N DI/DC 23 H	1750	1300	530	265	340	355	215
CADB-N DI/DC 30 H	1950	1500	530	265	390	400	262
CADT-N DI/DC 45 H	2050	1600	600	300	415	450	298
CADT-N DI/DC 55 H	2700	2000	650	325	515	500	496
CADT-N DI/DC 80 H	2850	2150	820	410	553	630	633

VERSION DI and DC - Horizontal configuration (H) - With by-pass (BP)



Model	A	B	C	D	E	Ø	Weight (kg)
CADB-N DI/DC 05 H BP	975	650	480	180	178	200	69
CADB-N DI/DC 08 H BP	1150	850	480	180	228	250	96
CADB-N DI/DC 12 H BP	1500	1050	620	250	278	315	156
CADB-N DI/DC 18 H BP	1600	1150	620	250	303	355	178
CADB-N DI/DC 23 H BP	1750	1300	650	265	340	355	220
CADB-N DI/DC 30 H BP	1950	1500	650	265	390	400	269
CADT-N DI/DC 45 H BP	2050	1600	720	300	415	450	306
CADT-N DI/DC 55 H BP	2700	2000	820	325	515	500	508
CADT-N DI/DC 80 H BP	2850	2150	990	410	553	630	644