



Case A:
LxWxH: 31x16x15mm
Operational current: 1-2A



Case B:
LxWxH: 43x15x30 mm
Operational current: 3A



Case C:
LxWxH: 43x12x35 mm
Operational current: 5A

Ordering Key

G D H 200 48 Z D1
1 2 3 4 5 6 7

- 1: Greegoo brand;
- 2: Switch type: S - small size (1-5A),
D - single phase, T - three phase;
- 3: Output method, blank - triac output, H - SCR output;
- 4: Rated working current (A);
- 5: Rated working voltage (V) (24:240 V,44:440V,48:480V);
- 6: Control method Z - Zero, R - Random;
- 7: Control voltage D: 3-8V, D1 - 4-16VDC, D3 - 3-32VDC, A2 - 90-250VAC.

GS 1 to 5A Small Size Solid State Relay

Series GS Solid State Relays are small size AC relays. Compact package for high density PC board mounting.

- Operational current 1 to 5 Amps.
- Operational voltage 240V or 440V
- Input Control voltage 4 to 16Vdc or 3 to 32Vdc
- Dielectric strength (Input/Output) 2500Vrms

Type Selection

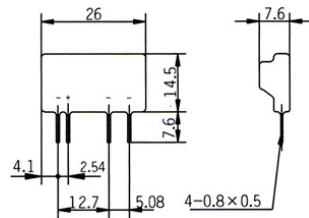
- Mounting type S: AC PCB mounting
- Operational current 01: 1Amp, 02: 2Amp, 03: 3Amp,05: 5Amp
- Operational voltage 24: 240VAC, 44: 440VAC.
- Switched mode Z: Zero Voltage, R: Random Switching.
- Input Control voltage D1: DC 4 to 16V, D3: DC 3 to 32V.
- Case type Blank: Case A, -1 Case B, -2 Case C, -3

Selection guide

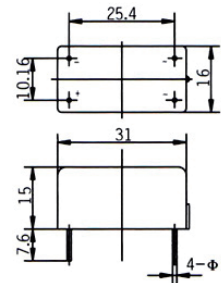
Voltage	Control voltage	Rated operational current			
		1 Amp	2 Amp	3 Amp	5 Amp
240 Vac	4 to 16 Vdc	GS0124ZD1	GS0224ZD1	GS0324ZD1	GS0524ZD1
	3 to 32 Vdc	GS0124ZD3	GS0224ZD3	GS0324ZD3	GS0524ZD3
440 Vac	4 to 16 Vdc	GS0144ZD1	GS0244ZD1	GS0344ZD1	GS0544ZD1
	3 to 32 Vdc	GS0144ZD3	GS0244ZD3	GS0344ZD3	GS0544ZD3

Dimension

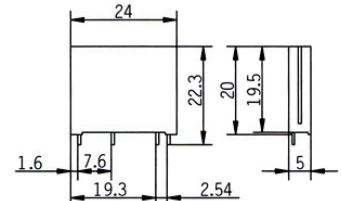
GS 1 to 5A Case A



GS 1 to 5A Case B



GS 1 to 5A Case C



Specifications

PARAMETER-LIST	Units	Specification Limits			
Model No. GS		1A	2A	3A	5A
INPUT PARAMETER ①		D1			
Control Voltage Range	Vdc	4 to 16			
Input Current (Max.) @=5V/12V	mAdc	10/20			
Must Turn On Voltage	Vdc	4			
Must Turn Off Voltage	Vdc	1			
Reverse Voltage (Max.)	Vdc	32			
INPUT PARAMETER ②		D3			
Control Voltage Range	Vdc	3 to 32			
Input Current (Max.) @=5V/12V	mAdc	13/16			
Must Turn On Voltage	Vdc	3			
Must Turn Off Voltage	Vdc	1			
Reverse Voltage (Max.)	Vdc	32			
OUTPUT PARAMETER ③					
Max. Load Current	Arms	1A	2A	3A	5A
Surge Current, 20 mSec(Max.)	Arms	30	46	60	80
Load Voltage Range (240V)	Vrms	24 to 280			
VDRM/VRRM(240V)	Vpk	≥600			
Load Voltage Range (440V)	Vrms	44 to 440			
VDRM/VRRM(440V)	Vpk	≥800			
Frequency Range	Hz	47 to 63			
Min. Off-state dv/dt	V/μsec	50	50	75	75
Max. Off-State Leakage Current	mArms	≤5			
On-State Voltage Drop (Max.)	Vrms	1.2			
Turn On Time (Max.)	Cycle	1/2			
Turn Off Time (Max.)	Cycle	1/2			
COUPLING PARAMETER ④					
Dielectric strength (Input/Output)	Vrms	2500			
Capacitance	pf	8			
GENERAL SPECIFICATIONS ⑤					
Ambient Operating Temperature Range		-30°C to +80°C			
Ambient Storage Temperature Range		-30°C to +80°C			
Weight: (typical) Case A: 15g, Case B: 29g, Case C: 37g					