




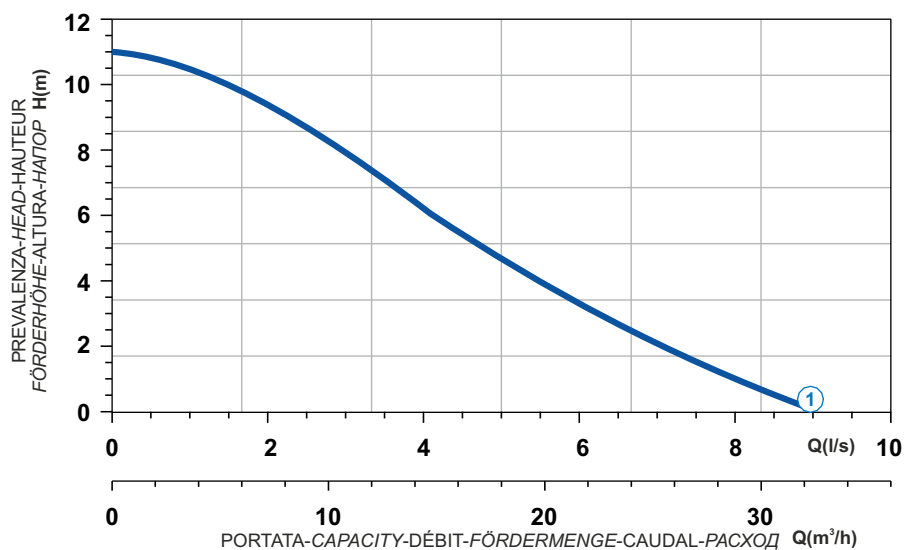
 Acciaio inox e ghisa
 Acier inoxydable et fonte
 Acero inox y hierro fundido

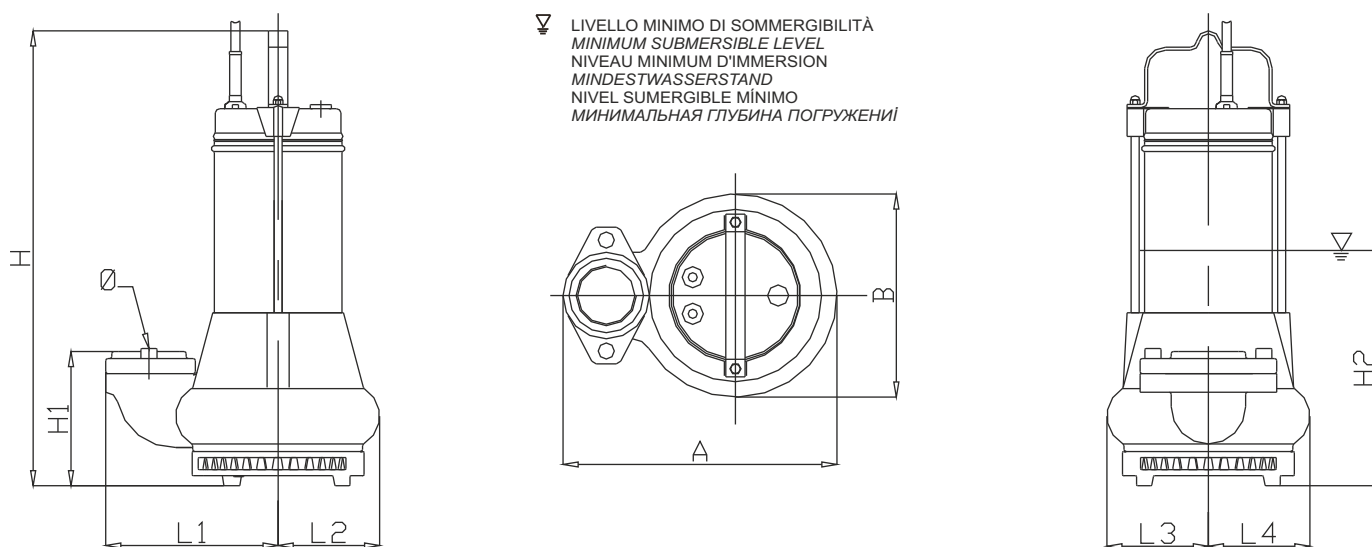
 Stainless steel and cast iron
 Edelstahl und Grauguss
 Нержавеющая сталь и чугун

Curva caratteristica - Performance curve - Courbe caractéristique
Kennlinie - Curva característica - Характеристическая кривая



Curve N°	Code	Type	MOTOR				Free passage (mm)	Discharge	Weight (Kg)
			Power supply	R.P.M.	Rated power P2 (kW)	Rated current I (A)			
1	8009143	LDG-11T0-50	3ph 400V 50Hz	2850	1,1	3,2	10	2"	24,5

Dimensioni - Dimensions - Dimensions - Abmessungen - Dimensiones - Габариты (mm)



Curve	Code	Type	H	H1	H2	A	B	Ø	L1	L2	L3	L4
1	8009143	LDG-11T0-50	420	134	220	275	202	2"	174	101	101	101