




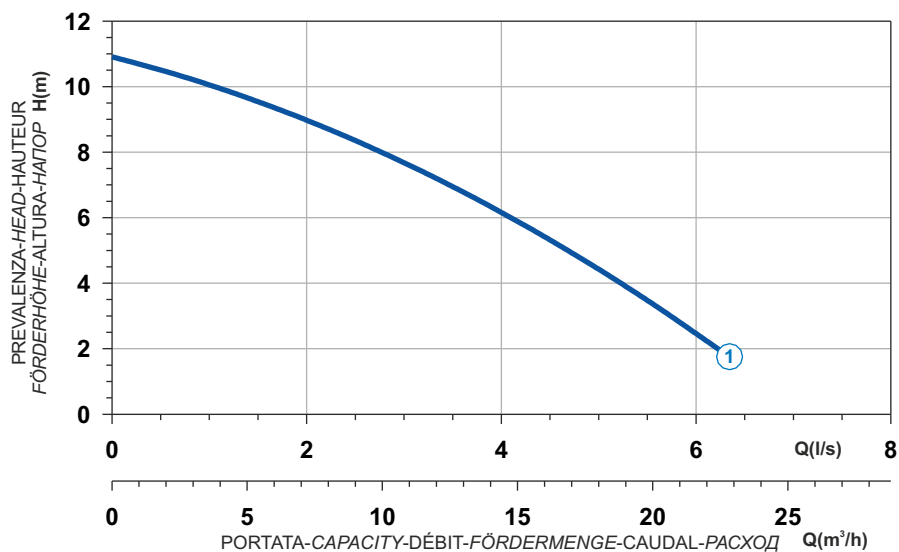
 Acciaio inox e ghisa  
 Acier inoxydable et fonte  
 Acero inox y hierro fundido

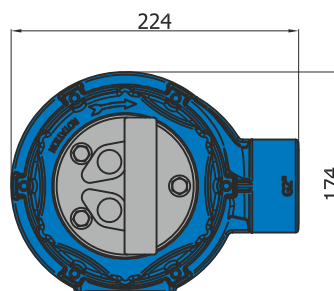
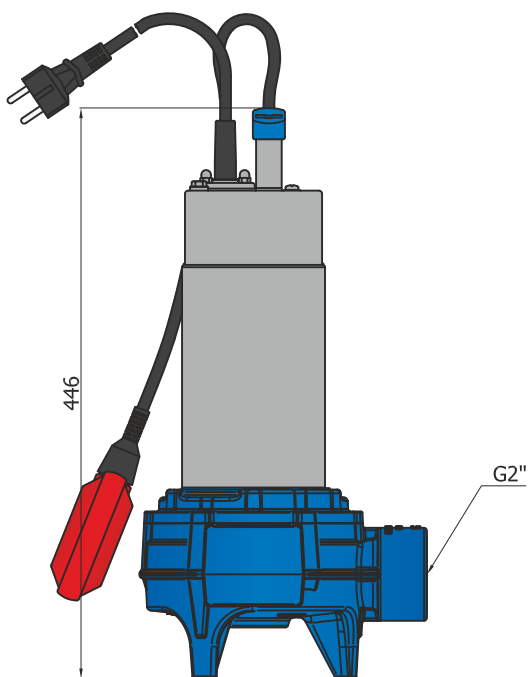
 Stainless steel and cast iron  
 Edelstahl und Grauguss  
 Нержавеющая сталь и чугун

Curva caratteristica - Performance curve - Courbe caractéristique  
 Kennlinie - Curva característica - Характеристическая кривая



Curve N°	Code	Type	MOTOR				Free passage (mm)	Discharge	Weight (Kg)
			Power supply	R.P.M.	Rated power P2 (kW)	Rated current I (A)			
1	7008423	L271M6V1-G39KB1	1ph 230V 50Hz	2850	1,1	6,6	39	2"	16

Dimensioni - Dimensions - Dimensions - Abmessungen - Dimensiones - Габариты (mm)



∇ LIVELLO MINIMO DI SOMMERGIBILITÀ  
 MINIMUM SUBMERSIBLE LEVEL  
 NIVEAU MINIMUM D'IMMERSION  
 MINDESTWASSERSTAND  
 NIVEL SUMERGIBLE MÍNIMO  
 МИНИМАЛЬНАЯ ГЛУБИНА ПОГРУЖЕНИЯ